

PLEASE CHECK WWW.MOLEX.COM FOR LATEST PART INFORMATION

Part Number: [0015911262](#)
Status: **Active**
Description: 2.54mm (.100") Pitch C-Grid® Header, Surface Mount, Dual Row, Vertical, 26 Circuits, 0.38µm (15µ") Gold (Au) Selective Plating, with 3.30mm (.130") PCB Locator Pegs

Documents:

[3D Model](#) [Product Specification PS-71308 \(PDF\)](#)
[Drawing \(PDF\)](#) [RoHS Certificate of Compliance \(PDF\)](#)

Agency Certification

CSA LR19980
 UL E29179

General

Product Family PCB Headers
 Series [71308](#)
 Application Board-to-Board, Wire-to-Board
 Product Name C-Grid®

Physical

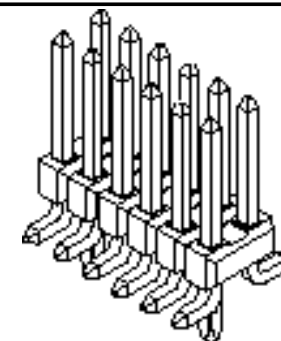
Breakaway Yes
 Circuits (Loaded) 26
 Circuits (maximum) 26
 Color - Resin Black
 Durability (mating cycles max) 50
 Flammability 94V-0
 Glow-Wire Compliant No
 Lock to Mating Part None
 Material - Metal Phosphor Bronze
 Material - Plating Mating Gold
 Material - Plating Termination Tin
 Material - Resin High Temperature Thermoplastic
 Number of Rows 2
 Orientation Vertical
 PCB Locator Yes
 PCB Retention Yes
 Packaging Type Tube
 Pitch - Mating Interface (in) 0.100 In
 Pitch - Mating Interface (mm) 2.54 mm
 Plating min: Mating (µin) 15.2
 Plating min: Mating (µm) 0.38
 Plating min: Termination (µin) 80
 Plating min: Termination (µm) 2
 Polarized to Mating Part No
 Polarized to PCB No
 Shrouded No
 Stackable Yes
 Temperature Range - Operating -40°C to +105°C
 Termination Interface: Style Surface Mount

Electrical

Current - Maximum per Contact 3A
 Voltage - Maximum 250V

Solder Process Data

Duration at Max. Process Temperature (seconds) 30
 Lead-free Process Capability Reflow Capable (SMT only)



*Series
image - Reference only*

EU RoHS

**ELV and RoHS
Compliant**
**REACH SVHC
Contains SVHC: No**
**Halogen-Free
Status**

China RoHS



**Need more information on product
environmental compliance?**

Email productcompliance@molex.com
 For a multiple part number RoHS Certificate of Compliance, [click here](#)

Please visit the [Contact Us](#) section for any non-product compliance questions.

Search Parts in this Series

[71308Series](#)

Max. Cycles at Max. Process Temperature	3
Process Temperature max. C	260

Material Info

Old Part Number	A-71308-4126N
-----------------	---------------

Reference - Drawing Numbers

Product Specification	PS-71308, RPS-71308-001
Sales Drawing	SD-71308-001

This document was generated on 03/31/2010

PLEASE CHECK WWW.MOLEX.COM FOR LATEST PART INFORMATION

OPTIONAL
PICK AND PLACE CAP
SEE NOTES 4 & 9.

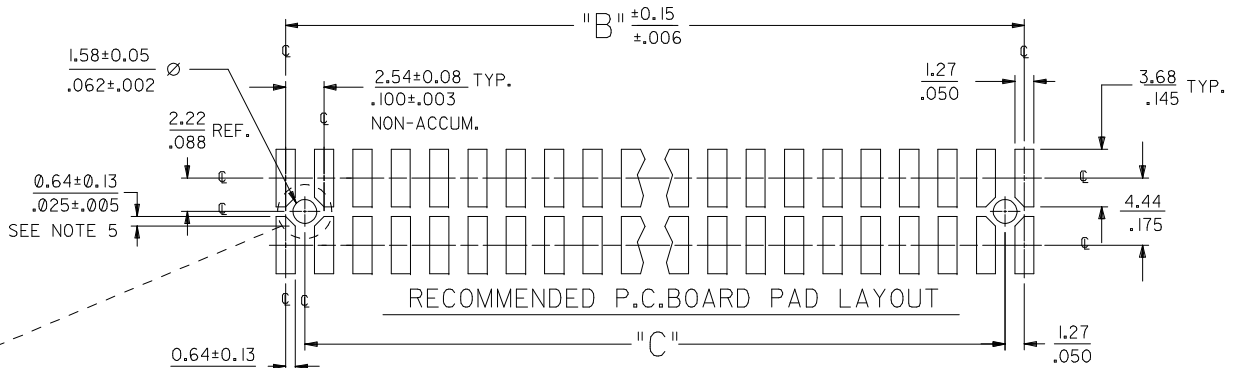


DIM. "M"	DIM. "G"
6.10 .240	10.67 .420
8.13 .320	12.70 .500

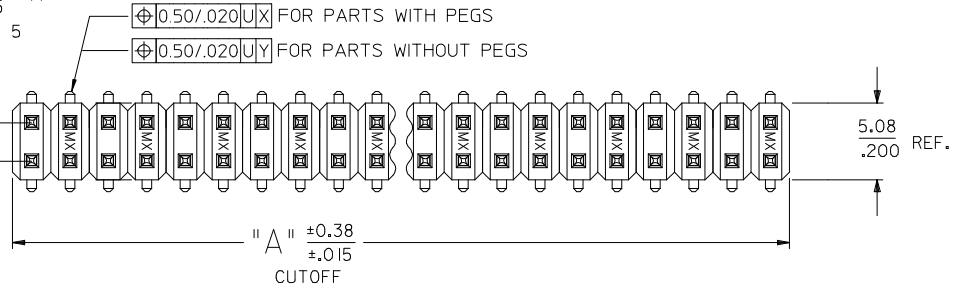
PEG OPTIONS



P.C. BOARD PAD LAYOUT
AT ENDS FOR NO PEG VERSION.

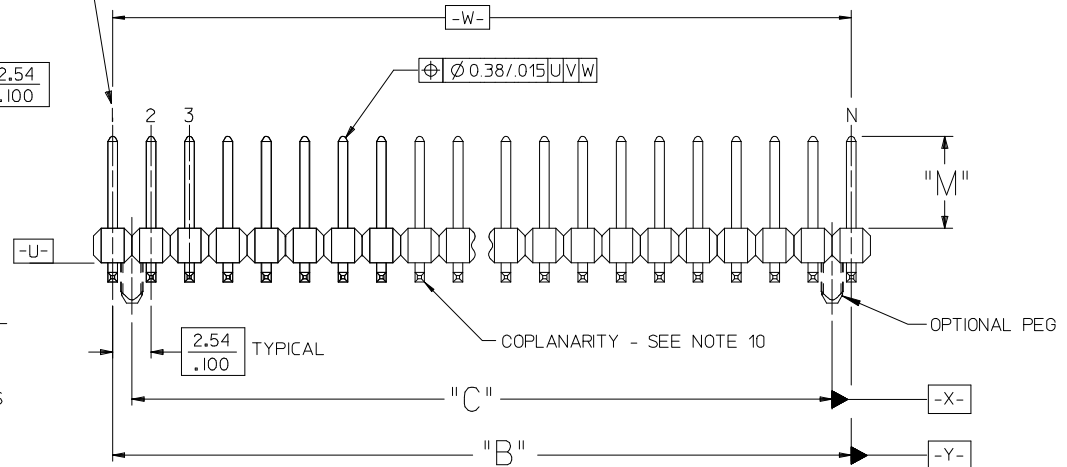
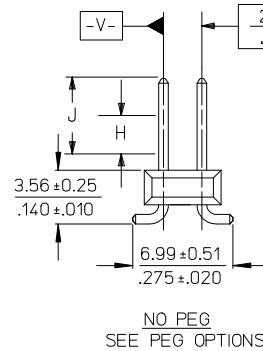


ROW "A"
ROW "B"



NOTES:

- MATERIALS: INSULATOR: GLASS FILLED LIQUID CRYSTAL POLYMER (LCP), UL94 V-0, COLOR: BLACK
TERMINAL: COPPER ALLOY
- FINISH:
59 TIN - 0.00150/0.00059 MINIMUM BRIGHT TIN OVER NICKEL OVERALL.
150 TIN - 0.00381/0.00150 MINIMUM BRIGHT TIN OVER NICKEL OVERALL.
15 GOLD - 0.00038/0.00015 MINIMUM GOLD IN SELECT AREA OVER 0.00191/0.00075 MINIMUM TIN IN SELECT AREA OVER NICKEL OVERALL.
30 GOLD - 0.00076/0.00030 MINIMUM GOLD IN SELECT AREA OVER 0.00191/0.00075 MINIMUM TIN IN SELECT AREA OVER NICKEL OVERALL.
50 GOLD - 0.00127/0.00050 MINIMUM GOLD IN SELECT AREA OVER 0.00254/0.00100 MINIMUM TIN IN SELECT AREA OVER NICKEL OVERALL.
* THE PRIMARY SHIPPING CARTON WILL BE LABELED "COMPLIANT TO RoHS DIRECTIVE 2002/95/EC AND ELV ANNEX II OF DIRECTIVE 2000/53/EC". CARTONS WITHOUT THIS LABEL MAY CONTAIN PRODUCT WITH LEAD.
- PART TO CONFORM TO PS-71308.
- PACKAGING (SEE CHARTS):



- BULK: PER PK-70873-0353
TUBES: PER PK-70873-0041.
71308-82** IN TUBES: PER PK-70873-042.
TUBES W/ VAC CAPS: PER PK-70873-0691
TAPE AND REEL W/ VAC CAPS: PER PK-70873-0805.
SEE SHEET 3 FOR TAPE & REEL PRODUCT WITH SHALLOW POCKET REQUIREMENTS.
- TYP. DIMENSIONS FOR LANDS SURROUNDING HOLES FOR RETENTION PEGS.
- PIN SOLERABILITY PER MOLEX SPEC. ES-152.
- SEE SHEETS 2-5 FOR CHARTED DIMS., PART/EDP NO'S, AND VOIDED CIRCUITS.
- PIN PUSHOUT FORCE: 3 LBS. MINIMUM.
- PICK-N-PLACE CAPS WILL BE PLACED SO THAT VACUUM PICK UP AREA WILL BE IN CENTER OF PART.
- COPLANARITY FOR CIRCUIT SIZES UP TO 40 IS 0.15 MM/0.006 INCH. FOR CIRCUIT SIZES 42 AND LARGER, CONTACT MOLEX SALES DEPARTMENT.
- THIS PART CONFORMS TO CLASS B REQUIREMENTS OF COSMETIC SPECIFICATION PS-45499-002.

REV	DESCRIPTION	QUALITY SYMBOLS	GENERAL TOLERANCES (UNLESS SPECIFIED)		DIMENSION STYLE		SCALE	DESIGN UNITS	THIRD ANGLE PROJECTION					
			mm	INCH	MM/IN	DATE								
K3	12CKT TAPE & REEL EC NO: UCP2009-2465 DRWN:KIPPER 2009/08/04 CHKD:SSOUSEK 2009/08/07 APPR:FSMITH 2009/08/10	▽=0 ▽=0	4 PLACES ± --- ± ---	3 PLACES ± --- ± .005	2 PLACES ± 0.13 ± .010	1 PLACE ± 0.25 ± ---	ANGULAR ± 1/2°	DRAWN BY KMS 1999/10/15	CHECKED BY KMS 1999/10/15	APPROVED BY KMS 1999/10/15	TITLE SALES ASSY INSULATOR DUAL ROW SMT W/BREAK-OFF .025SQ PIN GULLWING .100	MATERIAL NO. SEE TABLES	DOCUMENT NO. SD-71308-001	SHEET NO. 1 OF 6
DRAFT WHERE APPLICABLE MUST REMAIN WITHIN DIMENSIONS			THIS DRAWING CONTAINS INFORMATION THAT IS PROPRIETARY TO MOLEX INCORPORATED AND SHOULD NOT BE USED WITHOUT WRITTEN PERMISSION											

IN TAPE AND REEL WITH SHALLOW POCKET TAPE													BULK / IN TUBES		
PACKAGING SEE NOTE 4, SHT 1	4-8 CKT		TAPE-N-REEL W/ VAC CAPS		TAPE-N-REEL W/ VAC CAPS								BULK	BULK	
	10-100 CKT		TAPE-N-REEL W/ VAC CAPS		TAPE-N-REEL W/ VAC CAPS								TUBES	TUBES	
DIM. M±0.25 MM			6.10 (.240)		6.10 (.240)								8.13 (.320)	13.59 (.535)	
PLATING			30 GOLD		15 GOLD								150 TIN	150 TIN	
DIM. H			2.54 (.100)		2.54 (.100)								4.57 (.180)	4.57 (.180)	
DIM. J			5.08 (.200)		5.08 (.200)								7.11 (.280)	7.11 (.280)	
CKTS	DIM. A		DIM. B		EDP NUMBER	EDP NUMBER							EDP NUMBER	EDP NUMBER	CKTS
	MM	IN	MM	IN											
04	5.08	.200	2.54	.100											04
06	7.62	.300	5.08	.200		015-91-6068									06
08	10.16	.400	7.62	.300		015-91-6088									08
10	12.70	.500	10.16	.400		015-91-6108							713088010	71308-8210	10
12	15.24	.600	12.70	.500											12
14	17.78	.700	15.24	.600	015-91-6148										14
16	20.32	.800	17.78	.700									713088016		16
18	22.86	.900	20.32	.800											18
20	25.40	1.000	22.86	.900											20
22	27.94	1.100	25.40	1.000											22
24	30.48	1.200	27.94	1.100											24
26	33.02	1.300	30.48	1.200											26
28	35.56	1.400	33.02	1.300											28
30	38.10	1.500	35.56	1.400											30
32	40.64	1.600	38.10	1.500											32
34	43.18	1.700	40.64	1.600											34
36	45.72	1.800	43.18	1.700											36
38	48.26	1.900	45.72	1.800											38
40	50.80	2.000	48.26	1.900											40
42	53.34	2.100	50.80	2.000											42
44	55.88	2.200	53.34	2.100											44
46	58.42	2.300	55.88	2.200											46
48	60.96	2.400	58.42	2.300											48
50	63.50	2.500	60.96	2.400											50
52	66.04	2.600	63.50	2.500											52
54	68.58	2.700	66.04	2.600											54
56	71.12	2.800	68.58	2.700											56
58	73.66	2.900	71.12	2.800											58
60	76.20	3.000	73.66	2.900											60
62	78.74	3.100	76.20	3.000											62
64	81.28	3.200	78.74	3.100											64
66	83.82	3.300	81.28	3.200											66
68	86.36	3.400	83.82	3.300											68
70	88.90	3.500	86.36	3.400											70
72	91.44	3.600	88.90	3.500											72
74	93.98	3.700	91.44	3.600											74
76	96.52	3.800	93.98	3.700											76
78	99.06	3.900	96.52	3.800											78
80	101.60	4.000	99.06	3.900											80
82	104.14	4.100	101.60	4.000											82
84	106.68	4.200	104.14	4.100											84
86	109.22	4.300	106.68	4.200											86
88	111.76	4.400	109.22	4.300											88
90	114.30	4.500	111.76	4.400											90
92	116.84	4.600	114.30	4.500											92
94	119.38	4.700	116.84	4.600											94
96	121.92	4.800	119.38	4.700											96
98	124.46	4.900	121.92	4.800											98
100	127.00	5.000	124.46	4.900											100

<p>NO PEG VERSION</p> <p>(ALSO SEE SHEET 2)</p>		SEE SHEET 1 EC NO: UCP2009-2465 DRWN:KIPPER 2009/08/04 CHKD:SSOUSEK 2009/08/07 APPR:FSMITH 2009/08/10	QUALITY SYMBOLS =0 =0	GENERAL TOLERANCES (UNLESS SPECIFIED) <table border="1"> <tr><th colspan="2">mm</th><th colspan="2">INCH</th></tr> <tr><td>4 PLACES ±</td><td>---</td><td>±</td><td>---</td></tr> <tr><td>3 PLACES ±</td><td>---</td><td>±</td><td>.005</td></tr> <tr><td>2 PLACES ±</td><td>0.13</td><td>±</td><td>.010</td></tr> <tr><td>1 PLACE ±</td><td>0.25</td><td>±</td><td>---</td></tr> </table> ANGULAR ±1/2°	mm		INCH		4 PLACES ±	---	±	---	3 PLACES ±	---	±	.005	2 PLACES ±	0.13	±	.010	1 PLACE ±	0.25	±	---	DIMENSION STYLE MM/IN DRAWN BY DATE KMS 1999/10/15 CHECKED BY DATE KMS 1999/10/15 APPROVED BY DATE KMS 1999/10/15 MATERIAL NO. SEE TABLE	SCALE DESIGN UNITS INCH THIRD ANGLE PROJECTION	TITLE SALES ASSY INSULATOR DUAL ROW SMT W/BREAK-OFF .025SQ PIN GULLWING .100 MOLEX INCORPORATED DOCUMENT NO. SD-71308-001	SHEET NO. 3 OF 6
					mm		INCH																					
4 PLACES ±	---	±	---																									
3 PLACES ±	---	±	.005																									
2 PLACES ±	0.13	±	.010																									
1 PLACE ±	0.25	±	---																									
DRAFT WHERE APPLICABLE MUST REMAIN WITHIN DIMENSIONS	THIS DRAWING CONTAINS INFORMATION THAT IS PROPRIETARY TO MOLEX INCORPORATED AND SHOULD NOT BE USED WITHOUT WRITTEN PERMISSION																											

13	12	11	10	9	8	7	6	5	4	3	2	1
		PACKAGING SEE NOTE 4 SHT 1	4-8 CKT	BULK	TAPE-N-REEL W/ VAC CAPS	BULK	TAPE-N-REEL W/ VAC CAPS	BULK	TAPE-N-REEL W/ VAC CAPS	BULK	BULK	BULK
			10-100 CKT	TUBES	TAPE-N-REEL W/ VAC CAPS	TUBES	TAPE-N-REEL W/ VAC CAPS	TUBES	TAPE-N-REEL W/ VAC CAPS	TUBES	TUBES	TUBES
			DIM. M±0.25 MM	6.10 (.240)		6.10 (.240)		6.10 (.240)		8.13 (.320)	8.13 (.320)	8.13 (.320)
			PLATING	150 TIN		15 GOLD		30 GOLD		150 TIN	15 GOLD	30 GOLD
		DIM. H	2.54 (.100)		2.54 (.100)		2.54 (.100)		4.57 (.180)	4.57 (.180)	4.57 (.180)	
		DIM. J	5.08 (.200)		5.08 (.200)		5.08 (.200)		7.11 (.280)	7.11 (.280)	7.11 (.280)	

CKTS	DIM. A		DIM. B		DIM. C		EDP NUMBER	EDP NUMBER	EDP NUMBER	EDP NUMBER	EDP NUMBER	EDP NUMBER	EDP NUMBER	EDP NUMBER	EDP NUMBER	EDP NUMBER	CKTS
	MM	IN	MM	IN	MM	IN											
04	5.08	.200	2.54	.100	----	----	015-91-1041	015-91-6044	015-91-1042	015-91-6045	015-91-1043	015-91-6046	015-91-1044	015-91-0047	015-91-1040		04
06	7.62	.300	5.08	.200	2.54	.100	015-91-1061	015-91-6064	015-91-1062	015-91-6065	015-91-1063	015-91-6066	015-91-1064	015-91-0067	015-91-1060		06
08	10.16	.400	7.62	.300	5.08	.200	015-91-1081	015-91-6084	015-91-1082	015-91-6085	015-91-1083	015-91-6086	015-91-1084	015-91-0087	015-91-1080		08
10	12.70	.500	10.16	.400	7.62	.300	015-91-1101	015-91-6104	015-91-1102	015-91-6105	015-91-1103	015-91-6106	015-91-1104	015-91-0107	015-91-1100		10
12	15.24	.600	12.70	.500	10.16	.400	015-91-1121		015-91-1122		015-91-1123		015-91-1124	015-91-0127	015-91-1120		12
14	17.78	.700	15.24	.600	12.70	.500	015-91-1141	015-91-6144	015-91-1142	015-91-6145	015-91-1143	015-91-6146	015-91-1144	015-91-0147	015-91-1140		14
16	20.32	.800	17.78	.700	15.24	.600	015-91-1161	015-91-6164	015-91-1162	015-91-6165	015-91-1163	015-91-6166	015-91-1164	015-91-0167	015-91-1160		16
18	22.86	.900	20.32	.800	17.78	.700	015-91-1181		015-91-1182		015-91-1183		015-91-1184	015-91-0187	015-91-1180		18
20	25.40	1.000	22.86	.900	20.32	.800	015-91-1201		015-91-1202		015-91-1203		015-91-1204	015-91-0207	015-91-1200		20
22	27.94	1.100	25.40	1.000	22.86	.900	015-91-1221		015-91-1222		015-91-1223		015-91-1224	015-91-0227	015-91-1220		22
24	30.48	1.200	27.94	1.100	25.40	1.000	015-91-1241		015-91-1242		015-91-1243		015-91-1244	015-91-0247	015-91-1240		24
26	33.02	1.300	30.48	1.200	27.94	1.100	015-91-1261		015-91-1262		015-91-1263		015-91-1264	015-91-0267	015-91-1260		26
28	35.56	1.400	33.02	1.300	30.48	1.200	015-91-1281		015-91-1282		015-91-1283		015-91-1284	015-91-0287	015-91-1280		28
30	38.10	1.500	35.56	1.400	33.02	1.300	015-91-1301		015-91-1302		015-91-1303		015-91-1304	015-91-0307	015-91-1300		30
32	40.64	1.600	38.10	1.500	35.56	1.400	015-91-1321		015-91-1322		015-91-1323		015-91-1324	015-91-0327	015-91-1320		32
34	43.18	1.700	40.64	1.600	38.10	1.500	015-91-1341		015-91-1342		015-91-1343		015-91-1344	015-91-0347	015-91-1340		34
36	45.72	1.800	43.18	1.700	40.64	1.600	015-91-1361		015-91-1362		015-91-1363		015-91-1364	015-91-0367	015-91-1360		36
38	48.26	1.900	45.72	1.800	43.18	1.700	015-91-1381		015-91-1382		015-91-1383		015-91-1384	015-91-0387	015-91-1380		38
40	50.80	2.000	48.26	1.900	45.72	1.800	015-91-1401		015-91-1402		015-91-1403		015-91-1404	015-91-0407	015-91-1400		40
42	53.34	2.100	50.80	2.000	48.26	1.900	015-91-1421		015-91-1422		015-91-1423		015-91-1424	015-91-0427	015-91-1420		42
44	55.88	2.200	53.34	2.100	50.80	2.000	015-91-1441		015-91-1442		015-91-1443		015-91-1444	015-91-0447	015-91-1440		44
46	58.42	2.300	55.88	2.200	53.34	2.100	015-91-1461		015-91-1462		015-91-1463		015-91-1464	015-91-0467	015-91-1460		46
48	60.96	2.400	58.42	2.300	55.88	2.200	015-91-1481		015-91-1482		015-91-1483		015-91-1484	015-91-0487	015-91-1480		48
50	63.50	2.500	60.96	2.400	58.42	2.300	015-91-1501	015-91-6504	015-91-1502	015-91-6505	015-91-1503	015-91-6506	015-91-1504	015-91-0507	015-91-1500		50
52	66.04	2.600	63.50	2.500	60.96	2.400	015-91-1521		015-91-1522		015-91-1523	71308-5203	015-91-1524	015-91-0527	015-91-1520		52
54	68.58	2.700	66.04	2.600	63.50	2.500	015-91-1541		015-91-1542		015-91-1543		015-91-1544	015-91-0547	015-91-1540		54
56	71.12	2.800	68.58	2.700	66.04	2.600	015-91-1561		015-91-1562		015-91-1563		015-91-1564	015-91-0567	015-91-1560		56
58	73.66	2.900	71.12	2.800	68.58	2.700	015-91-1581		015-91-1582		015-91-1583		015-91-1584	015-91-0587	015-91-1580		58
60	76.20	3.000	73.66	2.900	71.12	2.800	015-91-1601		015-91-1602		015-91-1603		015-91-1604	015-91-0607	015-91-1600		60
62	78.74	3.100	76.20	3.000	73.66	2.900	015-91-1621		015-91-1622		015-91-1623		015-91-1624	015-91-0627	015-91-1620		62
64	81.28	3.200	78.74	3.100	76.20	3.000	015-91-1641		015-91-1642		015-91-1643		015-91-1644	015-91-0647	015-91-1640		64
66	83.82	3.300	81.28	3.200	78.74	3.100	015-91-1661		015-91-1662		015-91-1663		015-91-1664	015-91-0667	015-91-1660		66
68	86.36	3.400	83.82	3.300	81.28	3.200	015-91-1681		015-91-1682		015-91-1683		015-91-1684	015-91-0687	015-91-1680		68
70	88.90	3.500	86.36	3.400	83.82	3.300	015-91-1701		015-91-1702		015-91-1703		015-91-1704	015-91-0707	015-91-1700		70
72	91.44	3.600	88.90	3.500	86.36	3.400	015-91-1721		015-91-1722		015-91-1723		015-91-1724	015-91-0727	015-91-1720		72
74	93.98	3.700	91.44	3.600	88.90	3.500	015-91-1741		015-91-1742		015-91-1743		015-91-1744	015-91-0747	015-91-1740		74
76	96.52	3.800	93.98	3.700	91.44	3.600	015-91-1761		015-91-1762		015-91-1763		015-91-1764	015-91-0767	015-91-1760		76
78	99.06	3.900	96.52	3.800	93.98	3.700	015-91-1781		015-91-1782		015-91-1783		015-91-1784	015-91-0787	015-91-1780		78
80	101.60	4.000	99.06	3.900	96.52	3.800	015-91-1801		015-91-1802		015-91-1803		015-91-1804	015-91-0807	015-91-1800		80
82	104.14	4.100	101.60	4.000	99.06	3.900	71308-4082		71308-4182		71308-4282		71308-5082	71308-5182	71308-5282		82
84	106.68	4.200	104.14	4.100	101.60	4.000	71308-4084		71308-4184		71308-4284		71308-5084	71308-5184	71308-5284		84
86	109.22	4.300	106.68	4.200	104.14	4.100	71308-4086		71308-4186		71308-4286		71308-5086	71308-5186	71308-5286		86
88	111.76	4.400	109.22	4.300	106.68	4.200	71308-4088		71308-4188		71308-4288		71308-5088	71308-5188	71308-5288		88
90	114.30	4.500	111.76	4.400	109.22	4.300	71308-4090		71308-4190		71308-4290		71308-5090	71308-5190	71308-5290		90
92	116.84	4.600	114.30	4.500	111.76	4.400	71308-4092		71308-4192		71308-4292		71308-5092	71308-5192	71308-5292		92
94	119.38	4.700	116.84	4.600	114.30	4.500	71308-4094		71308-4194		71308-4294		71308-5094	71308-5194	71308-5294		94
96	121.92	4.800	119.38	4.700	116.84	4.600	71308-4096		71308-4196		71308-4296		71308-5096	71308-5196	71308-5296		96
98	124.46	4.900	121.92	4.800	119.38	4.700	71308-4098		71308-4198		71308-4298		71308-5098	71308-5198	71308-5298		98
100	127.00	5.000	124.46	4.900	121.92	4.800	71308-4100		71308-4200		71308-4300		71308-5100	71308-5200	71308-5300		100

LONG PEG VERSION (.130")

SEE SHEET 1 EC NO: UCP2009-2465 DRWIN/KIPPER CHKD:SSOUSEK APPR:FSM/ITH K3	QUALITY SYMBOLS 	GENERAL TOLERANCES (UNLESS SPECIFIED)		DIMENSION STYLE MM/IN		SCALE	DESIGN UNITS INCH	THIRD ANGLE PROJECTION											
		<table border="1" style="width: 100%;"> <tr><th>mm</th><th>INCH</th></tr> <tr><td>4 PLACES ± .005</td><td>± .0005</td></tr> <tr><td>3 PLACES ± .010</td><td>± .0010</td></tr> <tr><td>2 PLACES ± 0.13</td><td>± .010</td></tr> <tr><td>1 PLACE ± 0.25</td><td>± .010</td></tr> </table>		mm	INCH	4 PLACES ± .005	± .0005	3 PLACES ± .010	± .0010	2 PLACES ± 0.13	± .010	1 PLACE ± 0.25	± .010	DRAWN BY DATE KMS 1999/10/15		TITLE SALES ASSY INSULATOR DUAL ROW SMT W/BREAK-OFF .025SQ PIN GULLWING .100		SHEET NO. 4 OF 6	
		mm	INCH																
		4 PLACES ± .005	± .0005																
3 PLACES ± .010	± .0010																		
2 PLACES ± 0.13	± .010																		
1 PLACE ± 0.25	± .010																		
APPROVED BY DATE KMS 1999/10/15		MATERIAL NO. SEE TABLE		DOCUMENT NO. SD-71308-001		THIS DRAWING CONTAINS INFORMATION THAT IS PROPRIETARY TO MOLEX INCORPORATED AND SHOULD NOT BE USED WITHOUT WRITTEN PERMISSION													
DRAFT WHERE APPLICABLE MUST REMAIN WITHIN DIMENSIONS		ANGULAR ±1/2°																	

	13	12	11	10	9	8	7	6	5	4	3	2	1		
J			PACKAGING SEE NOTE 4 SHT 1	4-8 CKT	BULK	TAPE-N-REEL W/ VAC CAPS	BULK	TAPE-N-REEL W/ VAC CAPS							
				10-100 CKT	TUBES	TAPE-N-REEL W/ VAC CAPS	TUBES	TAPE-N-REEL W/ VAC CAPS							
			DIM. M±0.25 MM		6.10 (.240)		6.10 (.240)								
			PLATING		30 GOLD		150 TIN								
			DIM. H		2.54 (.100)		2.54 (.100)								
			DIM. J		5.08 (.200)		5.08 (.200)								
I	CKTS	DIM. A		DIM. B		DIM. C		EDP NUMBER	EDP NUMBER	EDP NUMBER	EDP NUMBER	EDP NUMBER	EDP NUMBER	EDP NUMBER	CKTS
		MM	IN	MM	IN	MM	IN								
	04	5.08	.200	2.54	.100	----	----	015-91-1048	015-91-6047						04
	06	7.62	.300	5.08	.200	2.54	.100	015-91-1068	015-91-6067	71308-6106	71308-6206				06
	08	10.16	.400	7.62	.300	5.08	.200	015-91-1088	015-91-6087	71308-6108	71308-6208				08
	10	12.70	.500	10.16	.400	7.62	.300	015-91-1108	015-91-6107	71308-6110	71308-6210				10
	12	15.24	.600	12.70	.500	10.16	.400	015-91-1128							12
	14	17.78	.700	15.24	.600	12.70	.500	015-91-1148	015-91-6147						14
	16	20.32	.800	17.78	.700	15.24	.600	015-91-1168	015-91-6167						16
	18	22.86	.900	20.32	.800	17.78	.700	015-91-1188							18
	20	25.40	1.000	22.86	.900	20.32	.800	015-91-1208	015-91-6207						20
	22	27.94	1.100	25.40	1.000	22.86	.900	015-91-1228							22
	24	30.48	1.200	27.94	1.100	25.40	1.000	015-91-1248							24
	26	33.02	1.300	30.48	1.200	27.94	1.100	015-91-1268		71308-6126					26
	28	35.56	1.400	33.02	1.300	30.48	1.200	015-91-1288							28
	30	38.10	1.500	35.56	1.400	33.02	1.300	015-91-1308							30
	32	40.64	1.600	38.10	1.500	35.56	1.400	015-91-1328							32
	34	43.18	1.700	40.64	1.600	38.10	1.500	015-91-1348							34
	36	45.72	1.800	43.18	1.700	40.64	1.600	015-91-1368							36
	38	48.26	1.900	45.72	1.800	43.18	1.700	015-91-1388							38
	40	50.80	2.000	48.26	1.900	45.72	1.800	015-91-1408	015-91-6407						40
	42	53.34	2.100	50.80	2.000	48.26	1.900	015-91-1428							42
	44	55.88	2.200	53.34	2.100	50.80	2.000	015-91-1448							44
	46	58.42	2.300	55.88	2.200	53.34	2.100	015-91-1468							46
	48	60.96	2.400	58.42	2.300	55.88	2.200	015-91-1488							48
	50	63.50	2.500	60.96	2.400	58.42	2.300	015-91-1508	015-91-6507						50
	52	66.04	2.600	63.50	2.500	60.96	2.400	015-91-1528							52
	54	68.58	2.700	66.04	2.600	63.50	2.500	015-91-1548							54
	56	71.12	2.800	68.58	2.700	66.04	2.600	015-91-1568							56
	58	73.66	2.900	71.12	2.800	68.58	2.700	015-91-1588							58
	60	76.20	3.000	73.66	2.900	71.12	2.800	015-91-1608							60
	62	78.74	3.100	76.20	3.000	73.66	2.900	015-91-1628							62
	64	81.28	3.200	78.74	3.100	76.20	3.000	015-91-1648							64
	66	83.82	3.300	81.28	3.200	78.74	3.100	015-91-1668							66
	68	86.36	3.400	83.82	3.300	81.28	3.200	015-91-1688							68
	70	88.90	3.500	86.36	3.400	83.82	3.300	015-91-1708							70
	72	91.44	3.600	88.90	3.500	86.36	3.400	015-91-1728							72
	74	93.98	3.700	91.44	3.600	88.90	3.500	015-91-1748							74
	76	96.52	3.800	93.98	3.700	91.44	3.600	015-91-1768							76
	78	99.06	3.900	96.52	3.800	93.98	3.700	015-91-1788							78
	80	101.60	4.000	99.06	3.900	96.52	3.800	015-91-1808							80
	82	104.14	4.100	101.60	4.000	99.06	3.900	71308-6082							82
	84	106.68	4.200	104.14	4.100	101.60	4.000	71308-6084							84
	86	109.22	4.300	106.68	4.200	104.14	4.100	71308-6086							86
	88	111.76	4.400	109.22	4.300	106.68	4.200	71308-6088							88
	90	114.30	4.500	111.76	4.400	109.22	4.300	71308-6090							90
	92	116.84	4.600	114.30	4.500	111.76	4.400	71308-6092							92
	94	119.38	4.700	116.84	4.600	114.30	4.500	71308-6094							94
	96	121.92	4.800	119.38	4.700	116.84	4.600	71308-6096							96
	98	124.46	4.900	121.92	4.800	119.38	4.700	71308-6098							98
	100	127.00	5.000	124.46	4.900	121.92	4.800	71308-6100							100

SHORT PEG VERSION (.055")

SEE SHEET 1 EC NO: UCP2009-2465 DRW:MKIPPER 2009/08/04 CHKD:SSOUSEK 2009/08/07 APPR:FSMITH 2009/08/10 K3	QUALITY SYMBOLS	GENERAL TOLERANCES (UNLESS SPECIFIED)	DIMENSION STYLE	SCALE	DESIGN UNITS	THIRD ANGLE PROJECTION
		mm	MM/IN	DRAWN BY DATE KMS 1999/10/15 CHECKED BY DATE KMS 1999/10/15 APPROVED BY DATE KMS 1999/10/15 MATERIAL NO. SEE TABLE DOCUMENT NO. SD-71308-001 SHEET NO. 5 OF 6	SALES ASSY INSULATOR DUAL ROW SMT W/BREAK-OFF .025SQ PIN GULLWING .100 MOLEX INCORPORATED	
		INCH				
		4 PLACES ± .055 ± .055 3 PLACES ± .055 ± .005 2 PLACES ± 0.13 ± .010 1 PLACE ± 0.25 ± .055 ANGULAR ± 1/2°				
		DRAFT WHERE APPLICABLE MUST REMAIN WITHIN DIMENSIONS				

PEG OPTION

NO PEG VERSION

NO PEG VERSION

LONG PEG VERSION (.130")

SHORT PEG VERSION (.055")

PACKAGING SEE NOTE 4, SHT 1	4-6 CKT		BULK	TAPE-N-REEL W/VAC CAPS	N/A	4-8 CKT	TAPE-N-REEL W/VAC CAPS	BULK	BULK	BULK	TAPE-N-REEL W/VAC CAPS	BULK	BULK	TAPE-N-REEL W/VAC CAPS	
	8-100 CKT		TUBES	TAPE-N-REEL W/VAC CAPS	TUBES W/ VAC CAPS	10-100 CKT	TAPE-N-REEL W/VAC CAPS	TUBES	TUBES	TUBES	TAPE-N-REEL W/VAC CAPS	TUBES	BULK	TAPE-N-REEL W/ VAC CAPS	
DIM. M=0.25 MM			6.10 (.240)			8.13(.320)			13.59(.535)	6.10(.240)		8.13(.320)		6.10 (.240)	
PLATING			59 TIN			59 TIN			59 TIN	59 TIN		59 TIN		59 TIN	
DIM. H			2.54(.100)			4.57(.180)			4.57(.180)	2.54(.100)		4.57(.180)		2.54(.100)	
DIM. J			5.08(.200)			7.11(.280)			7.11(.280)	5.08(.200)		7.11(.280)		5.08(.200)	

CKTS	DIM. A		DIM. B		DIM. C		EDP NUMBER	EDP NUMBER	EDP NUMBER	EDP NUMBER	EDP NUMBER	EDP NUMBER	EDP NUMBER	EDP NUMBER	EDP NUMBER	CKTS
	MM	IN	MM	IN	MM	IN										
04	5.08	.200	2.54	.100	---	---	71308-5404	71308-5504	N/A				71308-6404	71308-6504	71308-6604	04
06	7.62	.300	5.08	.200	2.54	.100	71308-5406	71308-5506	N/A				71308-6406	71308-6506	71308-6606	06
08	10.16	.400	7.62	.300	5.08	.200	71308-5408	71308-5508	71308-5608				71308-6408	71308-6508	71308-6608	08
10	12.70	.500	10.16	.400	7.62	.300	71308-5410	71308-5510	71308-5610		71308-5810	71308-5910	71308-6410	71308-6510	71308-6610	10
12	15.24	.600	12.70	.500	10.16	.400	71308-5412	71308-5512	71308-5612				71308-6412		71308-6612	12
14	17.78	.700	15.24	.600	12.70	.500	71308-5414	71308-5514	71308-5614				71308-6414	71308-6514	71308-6614	14
16	20.32	.800	17.78	.700	15.24	.600	71308-5416	71308-5516	71308-5616		71308-5816		71308-6416	71308-6516	71308-6616	16
18	22.86	.900	20.32	.800	17.78	.700	71308-5418		71308-5618				71308-6418		71308-6618	18
20	25.40	1.000	22.86	.900	20.32	.800	71308-5420	71308-5520					71308-6420		71308-6620	20
22	27.94	1.100	25.40	1.000	22.86	.900	71308-5422		71308-5622				71308-6422		71308-6622	22
24	30.48	1.200	27.94	1.100	25.40	1.000	71308-5424		71308-5624		71308-5724	71308-5824	71308-6424		71308-6624	24
26	33.02	1.300	30.48	1.200	27.94	1.100	71308-5426		71308-5626				71308-6426		71308-6626	26
28	35.56	1.400	33.02	1.300	30.48	1.200	71308-5428		71308-5628				71308-6428		71308-6628	28
30	38.10	1.500	35.56	1.400	33.02	1.300	71308-5430		71308-5630				71308-6430		71308-6630	30
32	40.64	1.600	38.10	1.500	35.56	1.400	71308-5432		71308-5632				71308-6432		71308-6632	32
34	43.18	1.700	40.64	1.600	38.10	1.500	71308-5434		71308-5634				71308-6434		71308-6634	34
36	45.72	1.800	43.18	1.700	40.64	1.600	71308-5436		71308-5636				71308-6436		71308-6636	36
38	48.26	1.900	45.72	1.800	43.18	1.700	71308-5438		71308-5638				71308-6438		71308-6638	38
40	50.80	2.000	48.26	1.900	45.72	1.800	71308-5440	71308-5540	71308-5640				71308-6440		71308-6640	40
42	53.34	2.100	50.80	2.000	48.26	1.900	71308-5442		71308-5642				71308-6442		71308-6642	42
44	55.88	2.200	53.34	2.100	50.80	2.000	71308-5444		71308-5644				71308-6444		71308-6644	44
46	58.42	2.300	55.88	2.200	53.34	2.100	71308-5446		71308-5646				71308-6446		71308-6646	46
48	60.96	2.400	58.42	2.300	55.88	2.200	71308-5448		71308-5648				71308-6448		71308-6648	48
50	63.50	2.500	60.96	2.400	58.42	2.300	71308-5450	71308-5550	71308-5650				71308-6450	71308-6550	71308-6650	50
52	66.04	2.600	63.50	2.500	60.96	2.400	71308-5452		71308-5652				71308-6452		71308-6652	52
54	68.58	2.700	66.04	2.600	63.50	2.500	71308-5454		71308-5654				71308-6454		71308-6654	54
56	71.12	2.800	68.58	2.700	66.04	2.600	71308-5456		71308-5656				71308-6456		71308-6656	56
58	73.66	2.900	71.12	2.800	68.58	2.700	71308-5458		71308-5658				71308-6458		71308-6658	58
60	76.20	3.000	73.66	2.900	71.12	2.800	71308-5460		71308-5660				71308-6460		71308-6660	60
62	78.74	3.100	76.20	3.000	73.66	2.900	71308-5462		71308-5662				71308-6462		71308-6662	62
64	81.28	3.200	78.74	3.100	76.20	3.000	71308-5464		71308-5664				71308-6464		71308-6664	64
66	83.82	3.300	81.28	3.200	78.74	3.100	71308-5466		71308-5666				71308-6466		71308-6666	66
68	86.36	3.400	83.82	3.300	81.28	3.200	71308-5468		71308-5668				71308-6468		71308-6668	68
70	88.90	3.500	86.36	3.400	83.82	3.300	71308-5470		71308-5670				71308-6470		71308-6670	70
72	91.44	3.600	88.90	3.500	86.36	3.400	71308-5472		71308-5672				71308-6472		71308-6672	72
74	93.98	3.700	91.44	3.600	88.90	3.500	71308-5474		71308-5674				71308-6474		71308-6674	74
76	96.52	3.800	93.98	3.700	91.44	3.600	71308-5476		71308-5676				71308-6476		71308-6676	76
78	99.06	3.900	96.52	3.800	93.98	3.700	71308-5478		71308-5678				71308-6478		71308-6678	78
80	101.60	4.000	99.06	3.900	96.52	3.800	71308-5480		71308-5680				71308-6480		71308-6680	80
82	104.14	4.100	101.60	4.000	99.06	3.900	71308-5482		71308-5682				71308-6482		71308-6682	82
84	106.68	4.200	104.14	4.100	101.60	4.000	71308-5484		71308-5684				71308-6484		71308-6684	84
86	109.22	4.300	106.68	4.200	104.14	4.100	71308-5486		71308-5686				71308-6486		71308-6686	86
88	111.76	4.400	109.22	4.300	106.68	4.200	71308-5488		71308-5688				71308-6488		71308-6688	88
90	114.30	4.500	111.76	4.400	109.22	4.300	71308-5490		71308-5690				71308-6490		71308-6690	90
92	116.84	4.600	114.30	4.500	111.76	4.400	71308-5492		71308-5692				71308-6492		71308-6692	92
94	119.38	4.700	116.84	4.600	114.30	4.500	71308-5494		71308-5694				71308-6494		71308-6694	94
96	121.92	4.800	119.38	4.700	116.84	4.600	71308-5496		71308-5696				71308-6496		71308-6696	96
98	124.46	4.900	121.92	4.800	119.38	4.700	71308-5498		71308-5698				71308-6498		71308-6698	98
100	127.00	5.000	124.46	4.900	121.92	4.800	71308-5500		71308-5700				71308-6500		71308-6700	100

59 TIN PLATE ASSEMBLIES

SEE SHEET 1 EC NO: UCP2009-2465 DRAWN: KIPPER CHKD: SSOUSEK APPR: F.SMLTH 2009/08/04 2009/08/07 2009/08/10	QUALITY SYMBOLS ▽=0 ▽=0	GENERAL TOLERANCES (UNLESS SPECIFIED) mm INCH 4 PLACES ± --- ± --- 3 PLACES ± --- ± .005 2 PLACES ± 0.13 ± .010 1 PLACE ± 0.25 ± --- ANGULAR ± 1/2°	DIMENSION STYLE MM/IN DRAWN BY DATE KMS 1999/10/15 CHECKED BY DATE KMS 1999/10/15 APPROVED BY DATE KMS 1999/10/15	SCALE 1:1 DESIGN UNITS INCH THIRD ANGLE PROJECTION	TITLE SALES ASSY INSULATOR DUAL ROW SMT W/BREAK-OFF .025SQ PIN GULLWING .100 MOLEX INCORPORATED	MATERIAL NO. SEE TABLE DOCUMENT NO. SD-71308-001 SHEET NO. 6 OF 6
	DRAFT WHERE APPLICABLE MUST REMAIN WITHIN DIMENSIONS			THIS DRAWING CONTAINS INFORMATION THAT IS PROPRIETARY TO MOLEX INCORPORATED AND SHOULD NOT BE USED WITHOUT WRITTEN PERMISSION		
	K3		REV		A	
	B					